

Mountain Home School District – Report to the Public 2009

KINDERGARTEN ADDITION

1. Multi-Purpose
2. Cafeteria
3. Administration
4. Classrooms

HIGH SCHOOL ADDITION

1. Counselor Offices
2. New Media Center / Library
3. Classrooms & Science & Workforce
4. Multi-Purpose Facility

PROPOSED ELEMENTARY SCHOOL

NELSON WILKS ADDITION

1. Media Center & Comp. Lab.
2. Cafeteria
3. Administration
4. Classrooms

PINKSTON ADDITION

1. Remodel Family Consumer Science
2. New ADA Toilets

JUNIOR HIGH SCHOOL ADDITION

1. Classrooms & Science Labs
2. Multi-Purpose Facility
3. Choir Room
4. Cafeteria Expansion

**PROBABLE COST SUMMARY
MOUNTAIN HOME
SCHOOL DISTRICT**

| | |
|----------------------------------|----------------------|
| Kindergarten | \$ 2,506,600 |
| Nelson Wilks Elem. | \$ 6,450,000 |
| 3rd-5th Elem. | \$ 18,116,363 |
| Pinkston Middle | \$ 30,000 |
| MH Junior High | \$ 3,599,000 |
| MH High School | \$ 7,730,000 |
| Guy Berry Alternative School | \$ 275,000 |
| TOTAL | \$ 88,706,963 |
| 3% Contingency | \$ 1,161,209 |
| 3.75 mills of new tax = | \$ 28 + million |
| 3.92 current mills extended = | \$ 11 + million |

"A community is known for the schools it keeps."

MH 2007 MOUNTAIN HOME SCHOOL DISTRICT BOND ISSUE
Proposed Elementary School Rendering

LENA, ELLIOTT, & STUEGER INCORPORATED
10000 W. 10TH AVENUE, SUITE 100, DENVER, CO 80202
303.755.1100 FAX 303.755.1101 WWW.LEEAS.COM

ACCREDITATION STATUS

- ▣ Kindergarten – Accredited*
- ▣ NWH – Accredited *
- ▣ Guy Berry – Accredited *
- ▣ Pinkston – Accredited *
- ▣ MHJH – Accredited *
- ▣ MHHS – Accredited-Cited *
- ▣ MOUNTAIN HOME SCHOOL DISTRICT
 - FULLY ACCREDITED *
 - * NCA/AdvancED Accreditation

STATEMENT OF ASSURANCES

- ▣ 116 different assurances all with accompanying laws and Rules and Regulations from ADE
- ▣ Great work by:
 - Principals
 - Counselors
 - APSCN personnel in buildings
 - Central Office Staff

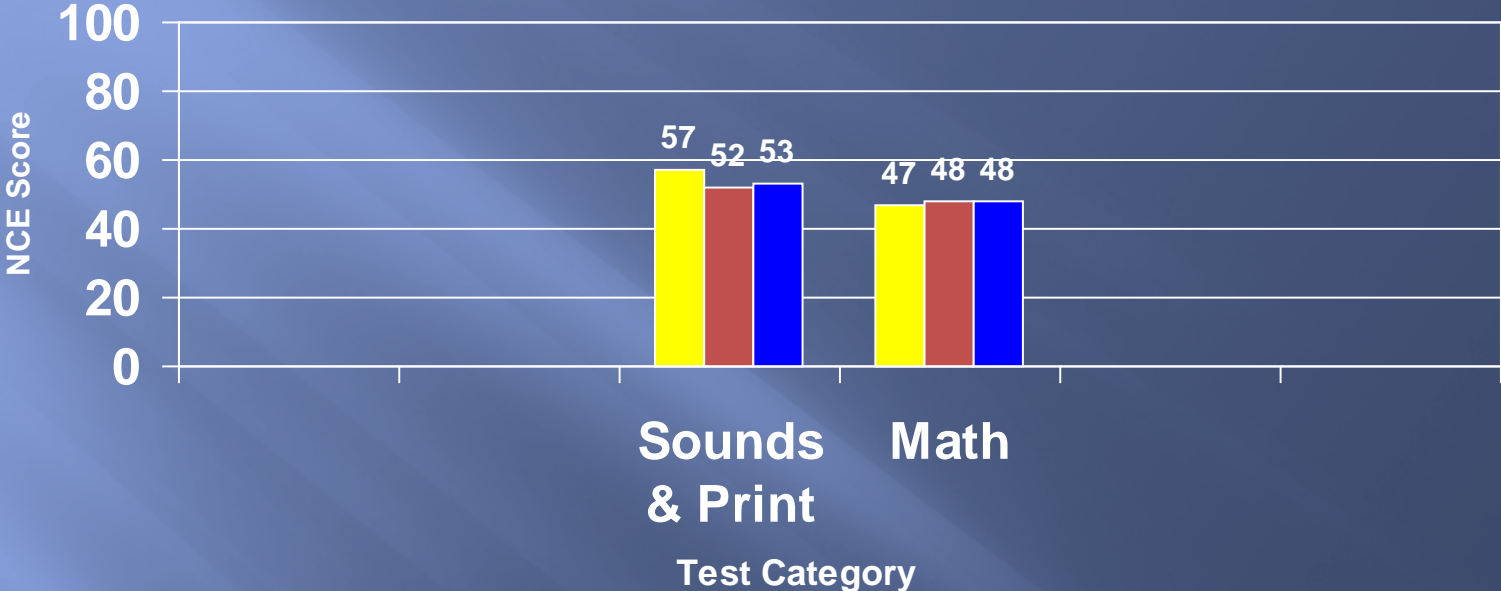
RESULTS FROM PAST 4 YEARS

- ▣ Ave. score / total test has risen in the last four years
- ▣ Ave score / literacy exam test has increased 28% over the state ave.
- ▣ Ave score / math exam has increased 27% over the state ave.
- ▣ In the last 4 years we have had six tests with score increases of 15 pts. or more
- ▣ This year 10 out of 17 tests had proficiency rates of 80% or more

Mountain Home Kindergarten



Mountain Home- Kindergarten MAT 8 - 2008-09




Yellow = MHK
Blue = AR
Red = Nation

Who receives an intervention?

Interventions are written based on a child's QUALLS score(s). QUALLS is administered in Sept. The primary purpose of the ADE State mandated test known as Qualls Early Learning Inventory (QELI) is to organize information for teachers to support instructional decisions they need to make about individual children and class groups.

- ▣ Intensive Reading Intervention (IRI) – Students that score “delayed” in BOTH written and oral communication are placed on an IRI Plan.
- ▣ Academic Improvement Plan (AIP) in Literacy- Students that score “delayed” in either written OR oral communications on the QUALLS receive an AIP.
- ▣ Academic Improvement Plan (AIP) in Math- Students that score “delayed” in Math on the QUALLS receive an AIP for Math.

Nelson-Wilks-Herron Elementary



“Be the Best
You Can Be”



Nelson-Wilks-Herron Elementary

SAT 10 Results

1ST GRADE

| MATH | NWH | STATE |
|------|-----|-------|
| | 51 | 49 |

| READING | NWH | STATE |
|---------|-----|-------|
| | 41 | 41 |

2ND GRADE

| MATH | NWH | STATE |
|------|-----|-------|
| | 59 | 51 |

| READING | NWH | STATE |
|---------|-----|-------|
| | 55 | 41 |

Nelson–Wilks–Herron Elementary

3rd Grade Results

BENCHMARK

| MATH | NWH | STATE | AYP Level |
|------|-----|-------|-----------|
| | 86 | 81 | 62.5 |

| LITERACY | NWH | STATE | AYP Level |
|----------|-----|-------|-----------|
| | 77 | 67 | 64 |


SAT 10

| MATH | NWH | STATE |
|------|-----|-------|
| | 66 | 58 |

| READING | NWH | STATE |
|---------|-----|-------|
| | 50 | 43 |

| LANGUAGE | NWH | STATE |
|----------|-----|-------|
| | 40 | 35 |

GUY BERRY INTERMEDIATE SCHOOL



4th GRADE TESTING RESULTS

Benchmark

| | Guy Berry | STATE | AYP LEVEL |
|----------|-----------|-------|-----------|
| MATH | 86% | 77% | 62.5% |
| LITERACY | 82% | 71% | 64.0% |

SAT 10

| | READING | MATH | LANGUAGE |
|-----------|---------|------|----------|
| Guy Berry | 71% | 74% | 48% |
| STATE | 61% | 68% | 34% |

PINKSTON MIDDLE SCHOOL



5th GRADE RESULTS

| | | Pinkston | STATE | AYP LEVEL |
|-----------|------|----------|-------|-----------|
| Benchmark | MATH | 80% | 70% | 55.69% |
| | LIT | 78% | 68% | 59.9% |

| | | READING | MATH | LANGUAGE |
|--------|----------|---------|------|----------|
| SAT 10 | Pinkston | 64% | 76% | 55% |
| | STATE | 53% | 60% | 43% |

6th GRADE RESULTS

| | | Pinkston | STATE | AYP LEVEL |
|-----------|------|----------|-------|-----------|
| Benchmark | MATH | 93% | 79% | 55.69% |
| | LIT | 83% | 67% | 59.9% |

| | | READING | MATH | LANGUAGE |
|--------|----------|---------|------|----------|
| SAT 10 | Pinkston | 53% | 76% | 58% |
| | STATE | 44% | 65% | 45% |

7th GRADE RESULTS

| | | Pinkston | STATE | AYP LEVEL |
|-----------|------|----------|-------|-----------|
| Benchmark | MATH | 81% | 68% | 55.69% |
| | LIT | 71% | 63% | 59.9% |

| | | READING | MATH | LANGUAGE |
|--------|----------|---------|------|----------|
| SAT 10 | Pinkston | 61% | 71% | 59% |
| | STATE | 51% | 58% | 48% |

Mountain Home Junior High School



8th GRADE RESULTS

Benchmark

| | | | |
|------|------|-------|-----------|
| | MHJH | STATE | AYP LEVEL |
| MATH | 79% | 63% | 55.69% |

| | | | |
|-----|------|-------|-----------|
| | MHJH | STATE | AYP LEVEL |
| LIT | 85% | 72% | 59.5% |

SAT 10

| | | | |
|-------|---------|------|----------|
| | READING | MATH | LANGUAGE |
| MHJH | 62% | 80% | 55% |
| STATE | 50% | 66% | 43% |

MHJH & MHHS

EOC

ALG I

MH

STATE

AYP LEVEL

79

70

55.75

GEO

MH

STATE

AYP LEVEL

81

66

55.75

Mountain Home High School



MHHS

EOC & END OF LEVEL

ALG I

MH

79%

STATE

70%

AYP LEVEL

55.75%

GEO

MH

81%

STATE

66%

AYP LEVEL

55.75%

LIT 11

MH

72%

STATE

56%

AYP LEVEL

59.69%

ACT

ENGLISH

MATH

SCIENCE

READING

COMPOSITE

MHHS

22.9

21.5

21.5

23.4

22.4

STATE

20.6

20.1

20.2

21.0

20.6

NATION

20.6

21.0

20.9

21.4

21.1



THE END